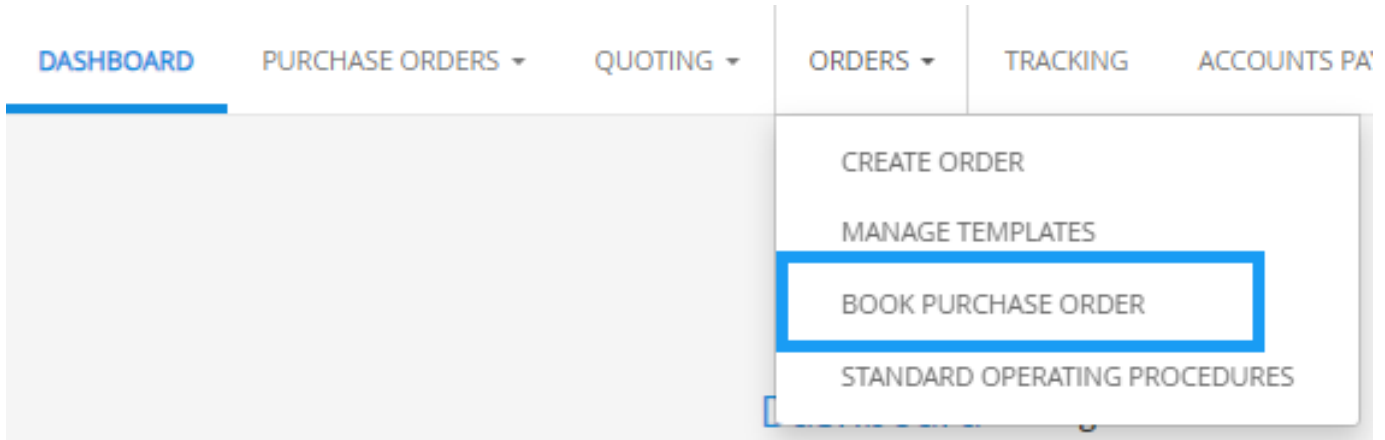


Book Purchase Order

1. To create a booking in Navisphere Online 2.0, select **Orders > Book Purchase Order**



2. From here, we suggest you search by PO; but you can also search by PO Line, PO Line Status, or from a date range (Time Frame).

Account
NTE Domestic IB - C8724143

PO Number
5560833

PO Line Number
Enter a PO Line Number

PO Line Status
 Open Partial Closed

Time Frame

Delivery Date

From
mm/dd/yyyy

To
mm/dd/yyyy

Search

3. Click the box on the left next to the PO(s) you are wanting to ship.
 - a. If shipping multiple POs, check the **Delivery Location** for accuracy, before submitting.

Search Search Results Sort PO Number Ascending

Account: [Account Name] - C87

PO Number: [Enter a PO Number]

PO Line Number: [Enter a PO Line Number]

PO Line Status: Open Partial Closed

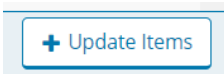
Time Frame: [Dropdown]

Search

PO Number	PO Line Number	Item Description	Total PO Quantity	Open PO Quantity	PO Line Status	Delivery Location	Delivery Date	
<input checked="" type="checkbox"/>	5324709_Test1	1000	IRNT 1.2"X50' YELLOW PVC	75	75	Open	[Delivery Location]	04/30/2022
<input checked="" type="checkbox"/>	5324709_Test1	2000	IRT 1.4" X 26' MINI HOSE REEL	156	156	Open	[Delivery Location]	04/30/2022
<input type="checkbox"/>	5324709_Test1	3000	IRT 100' AIR HOSE REEL W.O HOSE	1,077	1,077	Open	[Delivery Location]	04/30/2022
<input type="checkbox"/>	5324709_Test1	4000	IRT 3.8" X 50' HD HOSE REEL	304	304	Open	[Delivery Location]	04/30/2022
<input type="checkbox"/>	5324709_Test1	5000	KL 3.8"X50' W. RUBBER HOSE REEL	84	84	Open	[Delivery Location]	04/30/2022
<input type="checkbox"/>	5324709_Test1	6000	KL 1.2"X50' 300PSI HOSE REEL	50	50	Open	[Delivery Location]	04/30/2022

Selected 2 of 6 Unselect All + Update Items

Page: [First] [Prev] 1 [Next] [Last] 1 of 1 pages Viewing 1 - 6 of 6 10



4. And then click

*You can only ship multiple POs to **ONE** destination, unless you use a ship-with reference number.

5. You will need to enter the PO draw quantity, packaging, package quantity, total weight and trailer feet before clicking save. **Note to consider:** The amount you enter within the "PO Draw Quantity" is the actual amount that will be subtracted from the "Open PO Quantity".

Note: Avoid drawing on a closed PO, this will cause delays in shipping and errors with the ASN.

NOTE: If you have more than 1 PO line **avoid clicking distribute totals** as it will create incorrect, fractional quantities.

Update Items

Purchase Order

PO Number	PO Line Number	Item Description	SKU	Open PO Quantity	PO Draw Quantity *	Packaging *	Package Quantity *	Pallets	Pallet Spaces	Total Weight *	Dimensions (L x W x H)	Trailer Feet *
P489217	1-1	PIPE, CPVC	70001863	5	5.00	Crates	1.00			400.00 lbs	48 48 48 in	8
P489217	2-1	STRAINER	7024442	10	10.00	Boxes	1.00			150.00 lbs	24 24 10 in	4
							2.00			550.00 lbs		

~~Distribute Totals~~

Cancel Save

6. PO now populates at the bottom of the screen under "Item Summary".

7. Select your PO's from the Item Summary and click Create Order.

Item Summary

C8777919 - Oshkosh JLG POM Inbound

PO Number	PO Line Number	Item Description	SKU	PO Delivery Location	PO Delivery Date	PO Draw Quantity	Packaging	Package Quantity	Pallet Spaces	Pallets	Total Weight (lbs)	Dimensions (L x W x H) (in)	Trailer Feet	Freight Class
<input type="checkbox"/> P490486	1-1	PIN WELD 1.2460/1.2470 DIA x 4		JLG Industries - Warehouse 401 returns FAIRBURN, US	9/27/2023	15	Package	2			150		4	70
<input type="checkbox"/> P490486	2-1	PIN,UPPER COMP CYL		JLG Industries - Warehouse 401 returns FAIRBURN, US	10/2/2023	4	Boxes	3			200		8	70

- Your origin, origin dates, destination, and destination dates should all populate since they are coming from Oshkosh PO files and the system is utilizing the data on the file to support your shipment entry process. **NOTE:** If the location information needs to be updated, please reach out to your buyer or OshkoshTMC@mytmc.com

8. Scroll down to the item details area and show all items.

9. Submit the order.

NOTE: If any of these fields are blank you must stop and go back to Book Purchase Order because you have selected more than one PO with a different location.

Where will the shipment be picked up?

Location [Change](#)

JLG Surplus Warehouse - W73587826
1100 Clifford Ball Dr
Clinton, PA 15026
US

Contact [Edit](#)

NA
(000) 000-0000

When should the shipment be picked up?

From *

09/21/2023

09:00 am

To *

09/21/2023

04:00 pm

Tell us more about this pick up

Origin Special Instructions

Ask for Ryan

12/1000

Where will the shipment be delivered?

Location [Change](#)

JLG EQUIPMENT SERVICES, INC. - W50310546
WAREHOUSE 19S
441 WEBER LANE
BEDFORD, PA 15522
US

Contact [Edit](#)

X
(111) 111-1111

When should the shipment be delivered?

From *

09/22/2023

11:00 pm

To *

09/22/2023

11:00 pm

Tell us more about this delivery

Destination Special Instructions

Thank you for your order!
You have successfully submitted your transportation order.
Your tracking number is: **XAE4AYBPB4ZH**

[Order Summary](#) [Edit Order](#)

Account
NTE Domestic IB
C8724143

Mode
Small
Parcel


Pickup From
TMC CHICAGO
315 North Racine Street
Chicago, IL 60607
US

Deliver To
Fort Mill, SC 29715
US

Total Items:
1

Requested Pickup
11/01/2022

Requested Delivery
11/03/2022

View BOL
View, print, and email your bill of lading.

[View BOL](#)

Create New Order
Create another order without a quote.

[Create New Order](#)

Share Tracking
Help everyone keep track of your shipment by sharing its tracking number.

[Share Tracking Number](#)

Small Parcel Entry

If shipping small parcel, package details are required. Click “Edit Order” and enter the package weight divided by package count, add the dims and click “Copy” to duplicate the package information for each parcel. If you have 5 packages, totaling 50 lbs., enter the first line as 10 lbs., then select “4” from the dropdown to add 4 more parcels to the first entry.

What items are you shipping?

Item Details

Item Description *	Packaging *	Package Quantity *		
PIPE, CPVC	Boxes	5.00	Remove	Show Details

Item Totals

Number of Items	Quantity	Total Weight	Total Value	Pallets
1	5.00	50.00 lb	\$0.00	0.00

What are you shipping your items in?

Packages (1)

Package Weight *	Dimensions (L x W x H) *
1. 10.00 lbs	9.00 8.00 15 in

[+ Add New Package](#) [Delete All Packages](#)

All shipments are subject to the [cargo claim policy](#).

[Cancel](#) [Place Order](#)

Thank you for your order!
You have successfully submitted your transportation order.
Your tracking number is: **BZKAMEE8A4H**

Order Summary [Order Details](#)

Equipment

Parcel

Account
Oshkosh JLG POM
Inbound
C8777919

Pickup From
[Redacted]
Hartford, WI 53027-9222
US
Requested Pickup
9/29/23

Deliver To
JLG EQUIPMENT SERVICES, INC.
WAREHOUSE 19S
441 WEBER LANE
BEDFORD, PA 15522
US
Requested Delivery
9/29/23

Total Items
1

Small Parcel Details

Select carrier service level, print labels, or schedule pickups for Small Parcel Orders.

[Small Parcel Details](#)

Create New Order

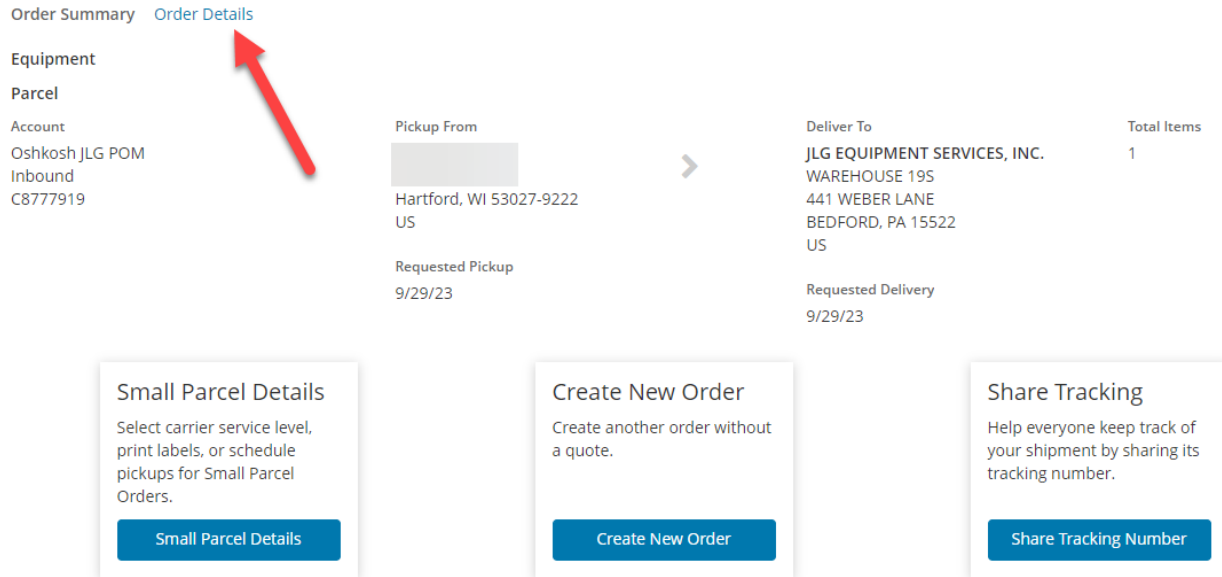
Create another order without a quote.

[Create New Order](#)

Share Tracking

Help everyone keep track of your shipment by sharing its tracking number.

[Share Tracking Number](#)



You have the option to print your BOL or label however TMC has designed an automation in the background to email you the BOL and if applicable the Small Parcel Label so there is no need to search and print.

****Please note all bookings must be entered into TMC system no later than 12pm cst.**

Small Parcel Label Generating Process – North America Shipments

1. To retrieve Small Parcel labels after placing your order, click on Small Parcel details:

Thank you for your order!
You have successfully submitted your transportation order.
Your tracking number is: **BZKAMEE8A4H**

Order Summary [Order Details](#)

Equipment

Parcel

Account
Oshkosh JLG POM
Inbound
C8777919

Pickup From
[Redacted]
Hartford, WI 53027-9222
US
Requested Pickup
9/29/23

Deliver To
JLG EQUIPMENT SERVICES, INC.
WAREHOUSE 19S
441 WEBER LANE
BEDFORD, PA 15522
US
Requested Delivery
9/29/23

Total Items
1

Small Parcel Details

Select carrier service level, print labels, or schedule pickups for Small Parcel Orders.

[Small Parcel Details](#)

Create New Order

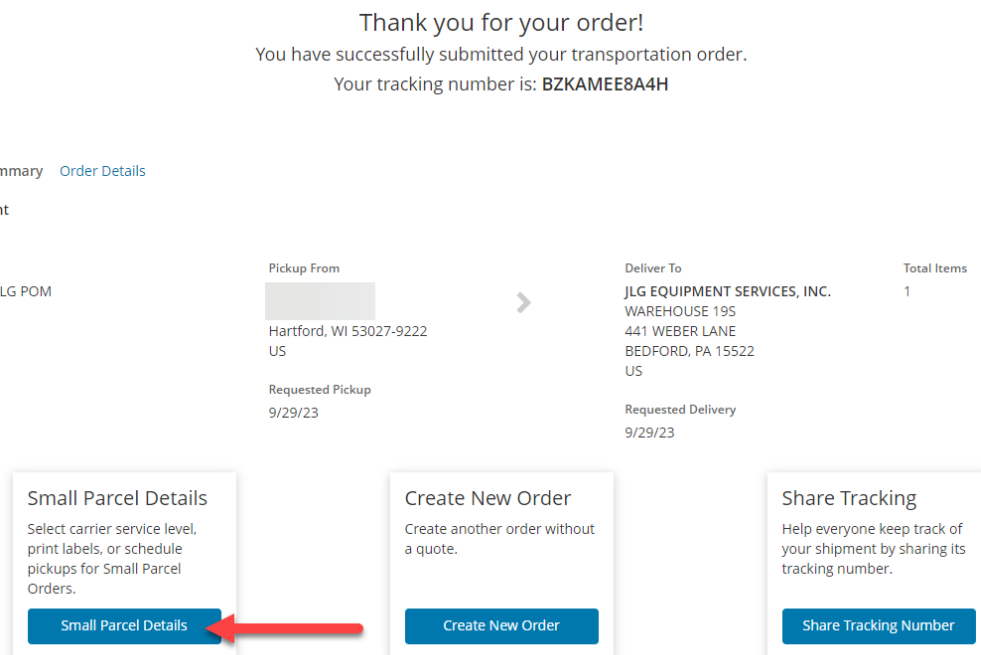
Create another order without a quote.

[Create New Order](#)

Share Tracking

Help everyone keep track of your shipment by sharing its tracking number.

[Share Tracking Number](#)



2. Click on Select under the Rate section, to confirm carrier service*.

Small Parcel Details Edit Order Exit

Order Details

ACCOUNT
Oshkosh Pierce POM Inbound
NAVISPHERE ORDER#
10631937

PICKUP FROM
Aurora, IL 605044900
US
REQUESTED PICKUP
9/29/2023 at 12:00 AM

DELIVER TO
OSHKOSH
NEENAH, WI 54956
US
REQUESTED DELIVERY
10/25/2023 at 12:00 AM

Rates

Arrives On	Delivered By	Service	Rate	
Monday, October 2	11:00 PM	UPS - Ground	\$15.90	<input type="button" value="Select"/>
Tuesday, October 3	11:00 PM	UPS - 2nd Day Air	\$19.86	<input type="button" value="Select"/>
Tuesday, October 3	11:00 PM	UPS 2nd Day Air A.M.	\$20.70	<input type="button" value="Select"/>
Monday, October 2	11:00 PM	UPS Next Day Air Saver	\$22.32	<input type="button" value="Select"/>
Monday, October 2	10:30 AM	UPS - Next Day Air	\$23.10	<input type="button" value="Select"/>
Monday, October 2	8:30 AM	UPS Next Day Air Early A.M.	\$194.50	<input type="button" value="Select"/>

Small Parcel Details Edit Order Exit

Primary Number - 6600377518

ACCOUNT
TMC Woodward Inbound
NAVISPHERE ORDER#
1551512053

PICKUP FROM
Coronado Manufacturing
Inc
Sun Valley, CA 913522038

DELIVER TO
Woodward Inc.
Fort Collins, CO 80525-1824
REQUESTED DELIVERY
10/25/2023 at 12:00 PM

Do you want to ship UPS - Ground?
Once you select a service, you won't be able to change it unless you create a new order.

Rates

Arrives On	Delivered By	Service	Rate	
Monday, June 27	11:00 PM	UPS - Ground	32.14 USD	<input type="button" value="Select"/>

Appointments

***This will not book or change the carrier, that selection is under TMC.**

3. After confirming the Carrier service, Small Parcel labels will generate and be available to print from Navisphere 2.0

Small Parcel Details Edit Order Exit

Primary Number - 6600377518

ACCOUNT TMC NAVISPHERE ORDER# 1551512053	PICKUP FROM Sun Valley, CA 913522038 REQUESTED PICKUP 06/22/2022 at 12:00 AM	→	DELIVER TO Fort Collins, CO 80525-1824 REQUESTED DELIVERY 06/28/2022 at 07:00 PM
---	---	---	---

Rates

Arrives On	Delivered By	Service	Rate
Monday, June 27	11:00 PM	UPS - Ground	32.14 USD Selected

Labels

Packages	Tracking Number	
Package 1	1Z265E0E0312002639	Download
Package 2	1Z265E0E0312584645	Download

[Download All](#)

Appointments

Milkruns and Crossdock Consolidations

For suppliers who have been instructed to ship their freight to a consolidation crossdock or on a scheduled milkrun with other suppliers, follow the steps from page 6 to search the PO# and draw the desired quantity.

- In the Order Edit screen, near the bottom under Item Details, select “yes” from the appropriate dropdown. If you are shipping for a milkrun, select, “yes” and leave the consolidation dropdown blank. The inverse applies if shipping to a crossdock.
- Continue with shipment entry as usual. If you have any questions about whether your company is included in this process, please reach out to OshkoshTMC@mytmc.com prior to shipping.

What items are you shipping?

Item Details

[+ Add PO Items](#)

Item Description *

Packaging *

Package Quantity *

[Hide All](#) ^

BOX,ASSY TUNNEL HPL ALUM DOM				Eaches	1.00	Remove	Hide Details ^
Total Weight *		Total Value		Pallets		Pallet Spaces	
500.00	lbs						
Freight Class *		Temperature Category		Trailer Feet *			
70		Dry		20			
Packaging Dims (L x W x H)				Stackable			
0.00	0.00	0.00	in	<input type="radio"/> Yes <input type="radio"/> No			
PO Number		PO Draw Quantity		SKU			
		1					
Notes							
<div style="border: 1px solid #ccc; height: 100px;"></div>							
0/1000							
Reference Numbers							
Additional Reference Numbers							
Consolidation?		Milkrun?		Production Date YYYYMMDD			
Add Hazardous Materials Attribution		Yes					

Multi-Stop Shipments

To enter a load with more than one origin and destination, multiple individual orders will need to be entered following the Book PO steps above. To ensure these loads build into a single shipment, the “Ship With Number” field will need to be filled out using your abbreviated **company name and the date** formatted with 4 digits as MMDD and no spaces. This field is case sensitive and should match exactly across orders to allow the freight to be combined into a single load. If you are entering more than one multi-stop load in a day, you can keep the truckloads separate by adding a dash and an additional digit at the end. Ex:

Create Order

Account

Oshkosh JLG POM Inbound - C8777919
1917 FOUR WHEEL DR
OSHKOSH, WI 54902
US

Select Equipment *

DRYVAN53

PO Number *

P490481

Ship With Number

OSHK0921

Single Multi-Stop TL

Create Order

Account

Oshkosh JLG POM Inbound - C8777919
1917 FOUR WHEEL DR
OSHKOSH, WI 54902
US

Select Equipment *

DRYVAN53

PO Number *

P490481

Ship With Number

OSHK0921-1

Multiple Multi-Stops in a single day

NOTE: The Custom Equipment type needs to match across orders (Ex: Dryvan53 & Dryvan53)

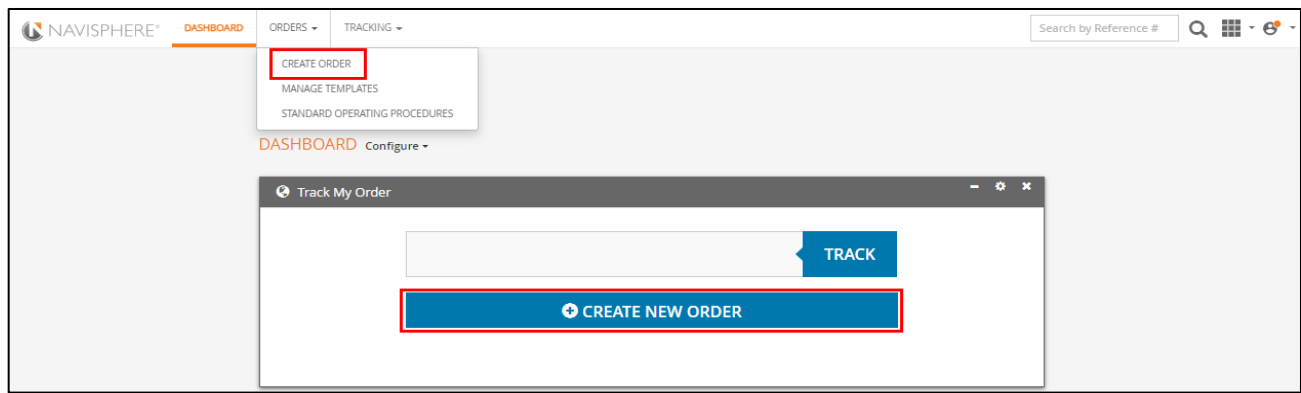
NOTE: Multi-stop TLs are combined at noon. *Orders enter at 11:59am and 12:01PM will be created into different loads.*

Manual Order Creation

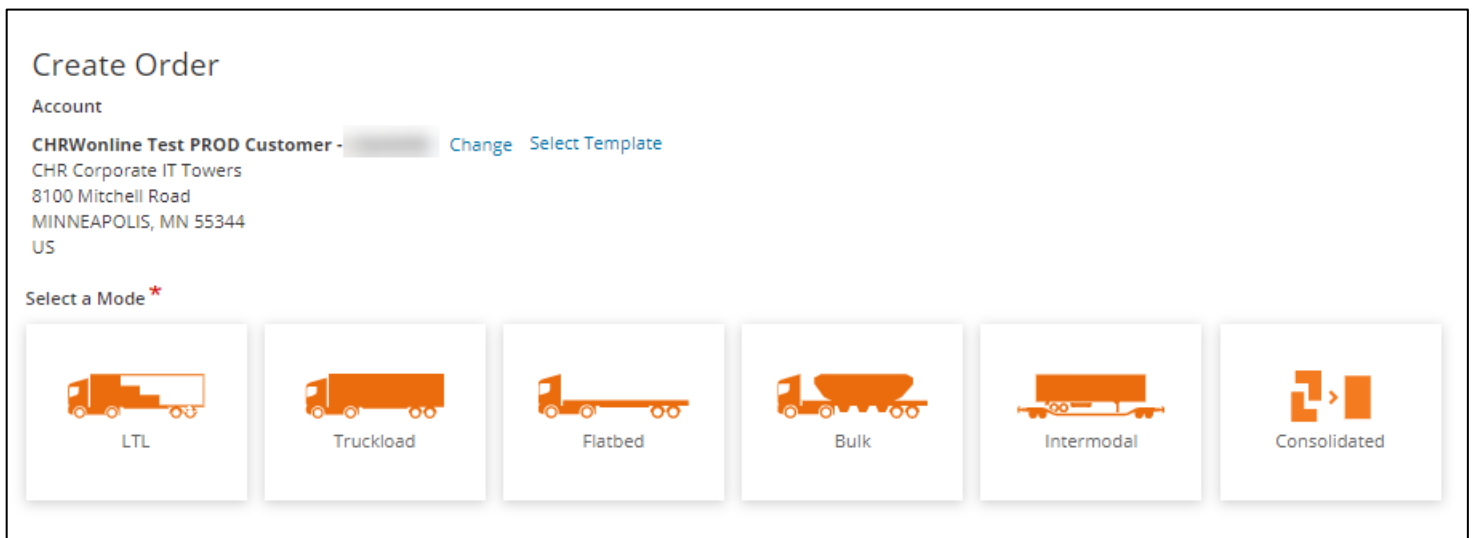
***Manual Orders should only be created with approval from Oshkosh. Manual Orders do NOT trigger ASNs.**

EDI Suppliers will not be shipping using the Purchase Order Management draw. EDI suppliers will still use Navisphere 2.0, but will enter orders manually. If your company has an EDI connection with Oshkosh to send ASNs, you are considered an EDI supplier. If you are unsure whether you have an EDI connection with Oshkosh, please reach out to your buyer to confirm. Sending ASNs via Jaegger does not constitute an EDI connection.

1. To begin creating an order, click the CREATE ORDER link at the top of the screen, or click the CREATE NEW ORDER button on the Dashboard.



2. This will bring you to the New Order screen.
3. Select the appropriate shipment type or mode.



4. Enter the Primary Reference # for the shipment.
5. Enter the required origin details.

Origin, Earliest Pick Up Date, Latest Pick Up Date, Earliest Pick Up Time, Origin Special Instructions (special equipment requests, etc.)
6. Enter the required destination details
7. Enter **Commodity** data as required
8. Locate your commodity by entering the description, NMFC (National Motor Freight Classification), Class or code in the search box.
9. All starred fields are required.

What items are you shipping?

Item 1

[Remove Item](#)

Item Description *

test

Packaging *

24" Bin

Quantity *

Total Weight *

lbs

Total Value *

Pallets

Pallet Spaces

Freight Class

NMFC Number

Temperature Category

Dry

Trailer Feet

Stackable *

Yes No

Notes

0/1000

Reference Numbers

PO Number

10. Click **PLACE ORDER** to complete your order.


11. Please make note of your tracking number. It will be your primary reference number if you need to contact TMC with questions.

Thank you for your order!

You have successfully submitted your transportation order.

Your tracking number is: 1234567890

Order Summary [View Order Details](#)

Account Customer Name C1234567890	Mode  Flatbed	Pickup From Warehouse Name Warehouse City State, Country	Deliver To Warehouse Name Warehouse City State, Country	Total Items 4
---	--	---	--	------------------

View BOL

View, print, and email your bill of lading.

[View BOL](#)

Create New Order

Create another order without a quote.

[Create New Order](#)

Get A Quote

Get another quote and choose the carrier that you want to ship your products.

[Get A Quote](#)

Share Tracking


Help everyone keep track of your shipment by sharing its tracking number.

[Share Tracking Number](#)

Print Your BOL

1. To search for an order enter one of the following types of numbers:
 - a. Any reference number entered on the shipment.
 - b. C.H. Robinson load number
 - c. Pro number
 - d. Confirmation number
 - e. Tracking number



2. Either click on the magnifying glass icon  or click **Enter**.
3. Click on the **BOL** link in the upper right corner.

Order Details

Ordered on April 11, 2019 | Order # 78722872 Active

LTL

Reorder

BOL

Jump to

- Order Details
- Tracking Info
- Reference Numbers
- Pickup From
- Deliver To
- Shipping Items
- Documents
- Contact Us

Ordered	Booked	In Transit	Delivered
Account Demo, Customer C1121788	Pickup 777Test Test Test, MN 55441 US	Latest Update 07/30/2019	Delivery Carebear Land 123 sunny road Chicago, IL 60086 US
Master BOL # NOT A GOOD LOAD	Actual Pickup 04/15/2019		Scheduled Delivery 04/16/2019

- This will pull up a copy of the Oshkosh TMC BOL with the carrier name that we dispatched for pickup. Please send a copy of this with the driver when they come in for pickup.

Shipment Cancellation and Help

- Should you need to cancel a shipment you have submitted or, if you have questions regarding Navisphere, please contact oshkoshtmc@mytmc.com

Portal Terminology

Overview of Terms

The Purchase Order screen is divided into four sections:

SEARCH

NOTES: This section has two default pre-set values:
 Account (C-code) if Purchase Order data exists for the C-code(s)
 PO Line Statuses: Open and Partial

Definitions

Account – a drop-down list of C-codes that are associated to the Online user and can be selected for searching PO information

PO Number – enter a PO number for a search

PO Line Number – entered a PO Line number for a search

This could result in multiple search results, if the PO Line Number is used on multiple PO Numbers.

PO Line Status – at least one or multiple PO Line Statuses can be selected to restrict search results

- Closed status** – Closed and Complete status in Navisphere Purchase Order
- Complete** – PO items are completely drawn down and the Load(s) are all delivered
- Closed** – PO items are completely drawn down and on active Orders or Loads

Delivery Date – **From** and **To** fields use the **Delivery Start** and **Delivery End** dates from Navisphere Purchase Order

Management data.

NOTES:

Search Results will not populate with data in these scenarios:

- The **PO Number** and **PO Line Number** fields are both populated, but are not associated to each other
- If the **PO Number** and/or **PO Line Number** have a **PO Line Status** that does not match the selected PO Line Status

Search Results

This section displays PO Line Number information based on the Search criteria.

PO Number	PO Line Number	Item Description	Total PO Quantity	Open PO Quantity	PO Line Status	Delivery Location	Delivery Date
		RETAINER WITH TAPPED HOLE EA	150	51	Partial		12/31/2020
		.256 .03WV.05FT SMALL B280 CU	400	165	Partial		02/11/2021
		VALVE STEM TR572-F19	2250	2002	Partial		09/16/2021
		SEAL-STEMCO-GUARD 307-0722LP	2650	2527	Partial		09/16/2021
		3"-210" FILM 3MPL 403 151 5K ELP	600	326	Partial		02/26/2021
		LEVELLIC PSX1 JACK 2000 IN STEEL	376	362	Partial		01/15/2021
		Product3	333	327	Partial		01/24/2021
		ProductF	11	6	Partial		04/15/2021
		ProductI	11	6	Partial		01/15/2021
		ProductI	11	6	Partial		01/15/2021

1. **Select all checkbox** – enables all eligible PO Line items on the page to be selected for the next step in the process.
2. **Sort** – sorting results can be determined by selecting sort values and choosing ascending or descending order. The default sort is PO Number – Ascending.
3. **Page** – results are grouped into pages that can be chosen to efficiently find your result.
4. **Viewing** – number of PO Line items displayed at one time; this can be adjusted by changing the view amount.

PO Number	PO Line Number	Item Description	Total PO Quantity	Open PO Quantity	PO Line Status
		Product22	11	6	Partial
		Product23	22	0	Closed
		Product22	11	11	Open

PO Line Items will **not** be eligible for selection, if one or more of the following are true:

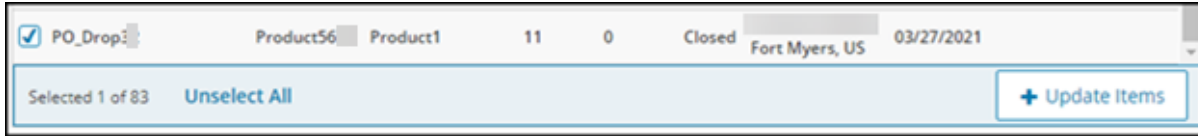
- The PO Line Status is Closed.
- The PO Line already appears in the Item Summary (already on the order).
- The unit of measure does not match the already selected PO Line Items in the Search Results or existing PO
- Line Items already in the Item Summary.

This prevents creating an Order that has items with mixed units of measure (standard and metric), which causes issues with rating requests on Order and Loads.

When at least one PO Line Item is selected in the Search Results section, the screen displays an action bar indicating: Number of line items selected

Unselect All option that will remove all selected PO Line Items

Update Items button to continue the Book PO Process with the Update Items screen



Update Items

The Update Items modal displays your selected PO Line Items from the Search Results. It is separated into two sections: Purchase Order and Shipment.

Update Items

Purchase Order 1.

PO Number	PO Line Number	Item Description	SKU	Open PO Quantity	PO Draw Quantity *
P490486	1-1	PIN WELD 1.2460/1.2470 DIA x 4	3691000158	20	15.00
P490486	2-1	PIN, UPPER COMP CYL	1001127962	4	4.00

Shipment 2.

Packaging *	Package Quantity *	Pallets	Pallet Spaces	Total Weight *	Dimensions (L x W x H)	Trailer Feet *
Pieces	15.00	2.00		100.00 lbs		4
Boxes	4.00	2.00		200.00 lbs		4
	19.00	4.00		300.00 lbs		

[Distribute Totals](#)

Cancel Save

1. Purchase Order

- The PO Draw Quantity field is required and supports decimal values when saving to Navisphere Orders.
- When Navisphere Orders saves information the inner pack quantity is sent back to Purchase Order Management, the value is rounded to a whole number (.5 and above will round up).

2. Shipment

- **Packaging** and **Freight Class** fields display pre-populated data in the Update Items modal if these fields are populated in the Navisphere Purchase Order data.
- All manually entered fields support decimals, but Transportation Execution ultimately saves a truncated or rounded value.
- Unit of measure indicators for Total Weight and dimensions (LxWxH) **Length, Width, and Height** are determined from Purchase Order information.
- This will control the Navisphere Order unit of measure saved on the Order.
- The Online User Preferences setting will not change the unit of measure for the Order.

Item Summary

This section displays the enriched purchase order and shipment data that will be used for Order creation or updates.

PO Number	PO Line Number	Item Description	PO Delivery Location	PO Delivery Date	PO Draw Quantity	Package Packaging	Package Quantity	Pallet Spaces	Pallet Pallets	Total Weight (cbrn)	Total Volume (kg)	Dimensions (L x W x H) (cm)	Trailer Feet	Freight Class	INCO Terms	INCO Location
<input checked="" type="checkbox"/>		2.00x2.00 SCH40 TDE SA312 316L	FedEx Trade Network Laredo, US	02/11/2021	5.00	24" Bin	5.00	5.00	5.00	5.00	5.00	L: 5 W: 5 H: 5				
<input type="checkbox"/>		2.00 SCH40 TBE CLS SA312 316L	FedEx Trade Network Laredo, US	02/11/2021	5.00	24" Bin	5.00	5.00	5.00	5.00	5.00	L: 5 W: 5 H: 5	5			

Selected 1 of 2 Unselect All

Edit Items Remove Items

Cancel Create Order

- 5) All PO Line Items must be from the same C-code (account) and will display after one or more PO Line Numbers are in the Item Summary.

Selecting one or more PO line numbers displays an action bar with:

- 2) **Edit Items button** – launches the Update Item modal for the selected PO Line Numbers to allow updates to Purchase Order and item data.
- 3) **Remove Items button** – deletes the selected PO Line Numbers from the Item Summary.
- 4) **Cancel button** – prompts a confirmation window; if **OK** is selected, you are returned to the Online 2.0 Dashboard.
- 5) **Create Order button** – moves the process to the Order Create or Edit screen.

Troubleshooting

Locate your shipment by searching with your Tracking number or your reference # in the Search field, using the My Orders page, My Orders at a Glance or the My Recent Activity section.

Click on the **Order Number**.


PICKUP		DELIVERY		STATUS
Demo, Customer	777Test Test, MN	Bob's Tree Farm Pine City, MN	Booked	
CHR Order # 99499463	Requested Date 2/28/2020 at 12:00 AM	Requested Date 2/29/2020 at 12:00 AM	Shipping Method Truckload	


The Order Details screen will open. Click on the **Edit Order** link at the top right of the screen. Please add your necessary corrections & submit the shipment once complete.

[Back](#)
Order Details


[Edit Order](#)
[Reorder](#)

Ordered on December 09, 2019 | Order # 7932011 On Hold
BOL

 LTL



Ordered
 Account
 Bergies Bikes
 C800207


 Bergies Primary Custom Label
 456666


Booked
 Pickup
 Neils Business
 1234 Fun Lane
 MINNEAPOLIS, MN 55416

 US

 Requested Pickup
 12/16/2019


In Transit


Delivered
 Delivery
 Distributor
 4321 Fun Lane

 Chicago, IL 60666
 US

 Requested Delivery
 12/18/2019

“My quantity is the same as my pallet count, & it shouldn’t be.”

When adding your commodities, be sure to update the **Package Quantity** to the appropriate selection. For example, if you are shipping cartons, select cartons; for boxes, select boxes, etc. **If you leave the selection as pallets, the value you enter for Unit Quantity will override the value you enter for Pallets!** For example, you are shipping 50 boxes on 2 pallets. If you leave **Package Quantity** as pallets & enter 2 pallets, system will submit 50 for the quantity and pallets.

“The origin/destination I need is not listed.”

If the location on your PO needs to be updated, please **contact your buyer** with the corrected address information and a revised PO will be transmitted to the portal.

Oshkosh Terms and Business Rules

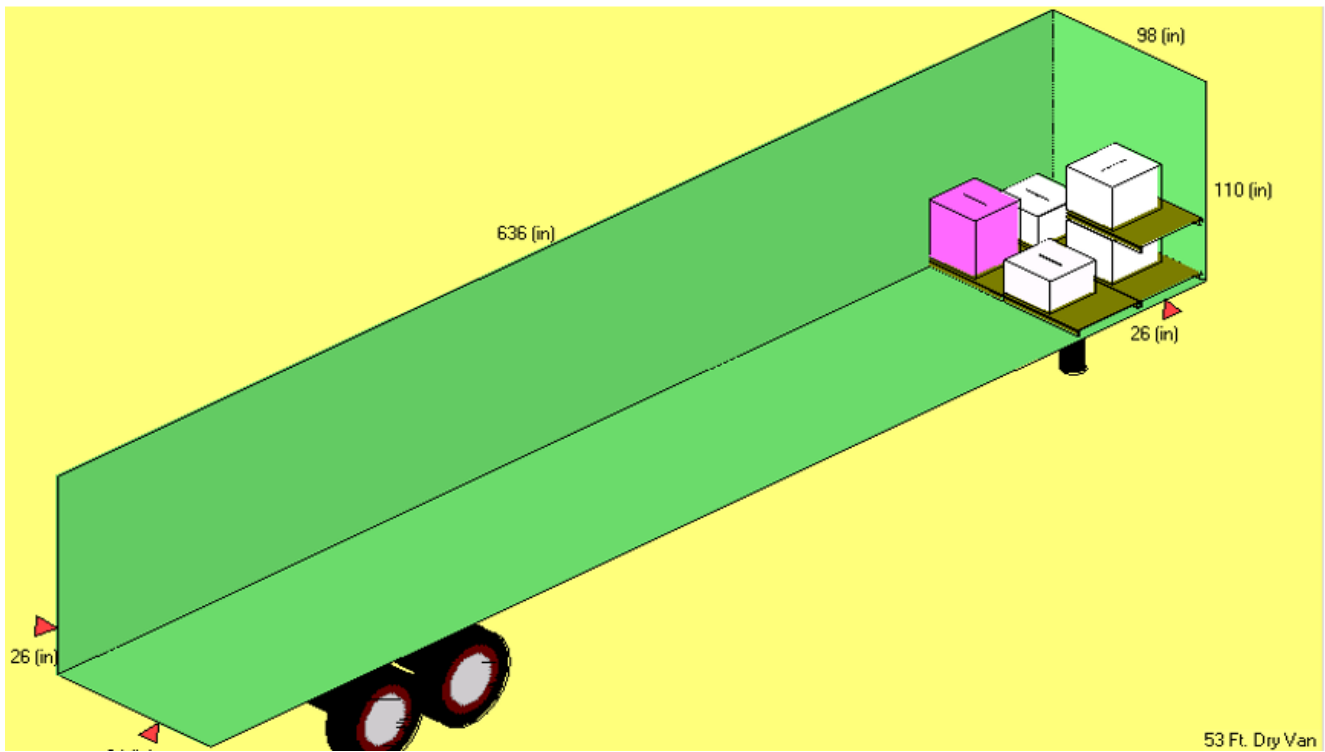
Custom Equipment Types (CETs)

Equipment Type	Description
DRYVAN53	53' Box Trailer
DRYVAN48	48' Box Trailer
FLST48	48' Flatbed or Step Deck
FLST48102	48'x102" Flatbed or Step Deck
FLST53	53' Flatbed or Step Deck

FLST53102	53'x102" Flatbed or Step Deck
FLT48	48' Flatbed Only
FLT48102	48'x102" Flatbed Only
FLT48NH102	48'x102" Flatbed w/ No Headboard
FLT48NHB	48' Flatbed w/ No Headboard
FLT53	53' Flatbed Only
FLT53102	53'x102" Flatbed Only
FLLIFTGT	Flatbed w/ Lift Gate
RGN	Removable Goose Neck
RGNSTPRAMP	Removable Goose Neck w/ Step Ramp
STP48	48' Stepdeck Only
STP48102	48'x102" Stepdeck Only
STP48NH102	48'x102" Step Deck w/ No Headboard
STP48NHB	48' Step Deck w/ No Headboard
STP53	53' Stepdeck Only
STP53102	53'x102" Stepdeck Only
STPRAMP	Step Deck w/ Ramp
PTFLSTP102	Partial 102" Flatbed or Step Deck
PTSTP102	Partial 102" Stepdeck
PTFLT102	Partial 102" Flatbed
PARTVAN	Partial Van
STP53NH102	53'x102" Step Deck w/ No Headboard
SPRINTER	Sprinter Van – only used for expedites
Flatbed Conestoga	96" Wide, 96" High, Up to 44,000#
Stepdeck Conestoga	Upper deck height 96", lower deck is 110" Up to 41,000#

Calculating trailer feet

Trailer feet is based on the linear feet your shipment takes up inside the trailer. A linear foot is simply one foot in length. So if your shipment takes up 10 feet in length, starting from the front of the trailer, enter 10 in the trailer feet field. Also, please consider if the freight can be stacked in the trailer when calculating the trailer footage.



Business Rules for Entering Shipments

Modal Selection

- Small Parcel
 - Less than 150 lbs. non-palletized – UPS ONLY
 - **MUST BE ENTERED INTO TMC IF SHIPMENT IS US DOMESTIC**
 - **International/Cross border shipments are not in scope – Do Not Enter in Portal**

- Inbound LTL
 - Approx 150-12,500 lbs. palletized material and no more than 20ft of trailer space
 - **MUST BE ENTERED INTO TMC**

- Inbound Truckload/Flatbed
 - Approx 12,500-45,000 lbs. palletized material and no more than 53ft of trailer space
 - **MUST BE ENTERED INTO TMC**
 - Supplier responsible for equipment type selection

Lead Time

- Small Parcel
 - Enter into TMC by 12:00 PM Central Standard time and UPS carrier will attempt same day pickup
- LTL
 - Enter into TMC by 12:00 PM Central Standard time and carrier will attempt same day pickup
- Truckload/Flatbed
 - Enter into TMC with a minimum of 24 hours lead time; preferably 48 hours. Exceptions to be approved by Logistics such as short lead or expedite truckloads that require Logistics assistance