



## RFQ 详情

### RFQ 详情

供应商将使用本操作指南，获得以下几个内容详细信息：


- RFQ 的更新版本
- 线上版 & Excel 版的 CBD（费用明细表）
- 把一个 RFQ 分配给不同的用户（供应商视角收到的通知）
- 中标决定

### 简介

#### RFQ 的更新版本

1. 如果 Oshkosh 对现有的 RFQ 进行了修改，您将会收到一封电子邮件，通知您有一个新的版本可用。

JID: Invitation for RFQ: 91 RFQ for Demonstration v2

 no-reply@app11.jaggaer.com  
To: [Redacted]

Hello Stephanie Supplier,

You have been invited to participate in an RFQ for Oshkosh.

RFQ Name: RFQ for Demonstration v2

RFQ Number: 91

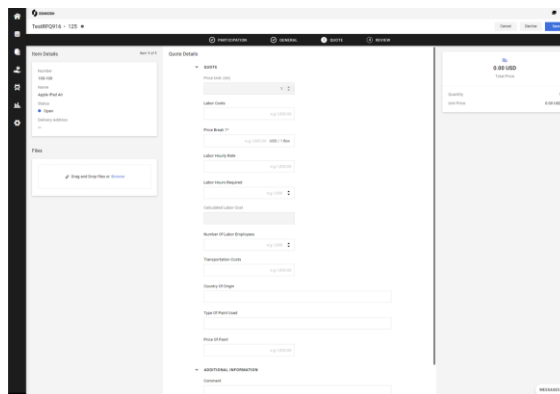
RFQ Deadline: 2021-08-11 23:59 (America/Chicago)

Link to RFQ: [https://demo.app11.jaggaer.com/rfq/index.php?lang=eng&controller=quote&type=rfq&id=106493&cid=57603&pp\\_login=1](https://demo.app11.jaggaer.com/rfq/index.php?lang=eng&controller=quote&type=rfq&id=106493&cid=57603&pp_login=1)

#### 线上版 & Excel 版的 CBD（费用明细表）

1. CBD（费用明细表）有两种格式：在线表格，或可供下载的 EXCEL 电子表格。  
**注意：**每个条目都会有一个 CBD 附件。

#### 在线视图：

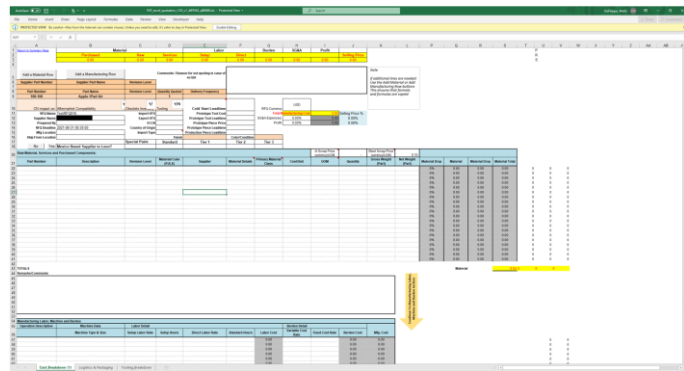
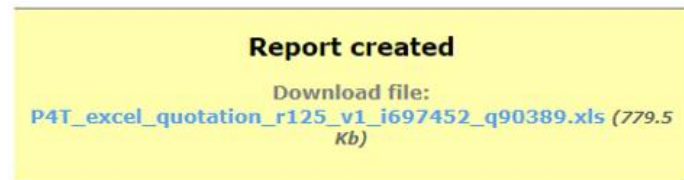
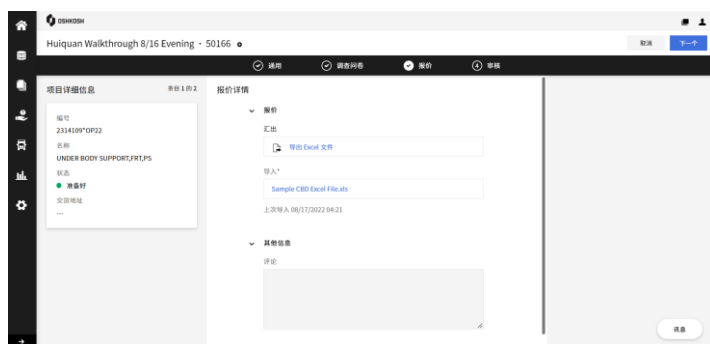




# RFQ 详情

2. 如果你下载了电子表格，那么你将重新上传，以在 JAGGAER 中获取你的报价。

## 导出 EXCEL 文件:






## RFQ 详情

**将 RFQ 分配给另一个用户 (通知供应商一方)**

<p>1. 点击 “请求”</p>																																																									
<p>2. 在您想要重新分配的 RFQ 上, 点击  图标:</p> <p>a. 注意: 已关闭或已被回复的 RFQ (询价单) 将无法分配给另一个用户。</p>	 <table border="1" style="width: 100%; border-collapse: collapse; font-size: 8px;"> <thead> <tr> <th>RFQ NO.</th> <th>VERSI.</th> <th>NAME</th> <th>QUOTE STATUS</th> <th>RESPONSIBLE PER...</th> <th>DEADLINE</th> <th>ITEMS</th> </tr> </thead> <tbody> <tr> <td>112</td> <td>1</td> <td>RFQ for Demonstration</td> <td>Quoted</td> <td>Mathis Connor</td> <td>08/21/2021 06:59</td> <td>2</td> </tr> <tr> <td>68</td> <td>1</td> <td>RFQ Example 6/29 v5</td> <td>Expired</td> <td>Dancer Buck</td> <td>07/14/2021 06:59</td> <td>1</td> </tr> <tr> <td>67</td> <td>3</td> <td>RFQ for Doc Build 6/29</td> <td>Expired</td> <td>Dancer Buck</td> <td>07/14/2021 06:59</td> <td>1</td> </tr> <tr> <td>67</td> <td>1</td> <td>RFQ for Doc Build 6/29</td> <td>Expired</td> <td>Dancer Buck</td> <td>07/14/2021 06:59</td> <td>1</td> </tr> <tr> <td>61</td> <td>1</td> <td>RFQ June 28 V1</td> <td>Quoted</td> <td>Dancer Buck</td> <td>07/13/2021 06:59</td> <td>1</td> </tr> <tr> <td>60</td> <td>1</td> <td>RFQ for Searching Con...</td> <td>Quoted</td> <td>Dancer Buck</td> <td>07/13/2021 06:59</td> <td>1</td> </tr> <tr> <td>41</td> <td>1</td> <td>[REDACTED]</td> <td>Quoted</td> <td>Dancer Buck</td> <td>06/23/2021 12:00</td> <td>2</td> </tr> </tbody> </table>	RFQ NO.	VERSI.	NAME	QUOTE STATUS	RESPONSIBLE PER...	DEADLINE	ITEMS	112	1	RFQ for Demonstration	Quoted	Mathis Connor	08/21/2021 06:59	2	68	1	RFQ Example 6/29 v5	Expired	Dancer Buck	07/14/2021 06:59	1	67	3	RFQ for Doc Build 6/29	Expired	Dancer Buck	07/14/2021 06:59	1	67	1	RFQ for Doc Build 6/29	Expired	Dancer Buck	07/14/2021 06:59	1	61	1	RFQ June 28 V1	Quoted	Dancer Buck	07/13/2021 06:59	1	60	1	RFQ for Searching Con...	Quoted	Dancer Buck	07/13/2021 06:59	1	41	1	[REDACTED]	Quoted	Dancer Buck	06/23/2021 12:00	2
RFQ NO.	VERSI.	NAME	QUOTE STATUS	RESPONSIBLE PER...	DEADLINE	ITEMS																																																			
112	1	RFQ for Demonstration	Quoted	Mathis Connor	08/21/2021 06:59	2																																																			
68	1	RFQ Example 6/29 v5	Expired	Dancer Buck	07/14/2021 06:59	1																																																			
67	3	RFQ for Doc Build 6/29	Expired	Dancer Buck	07/14/2021 06:59	1																																																			
67	1	RFQ for Doc Build 6/29	Expired	Dancer Buck	07/14/2021 06:59	1																																																			
61	1	RFQ June 28 V1	Quoted	Dancer Buck	07/13/2021 06:59	1																																																			
60	1	RFQ for Searching Con...	Quoted	Dancer Buck	07/13/2021 06:59	1																																																			
41	1	[REDACTED]	Quoted	Dancer Buck	06/23/2021 12:00	2																																																			
<p>3. 选择您想要分配 RFQ 的 “人员”, 然后点击 “分配”。</p>	 <div style="border: 1px solid black; padding: 5px; width: fit-content;"> <p><b>分配人员</b> <span style="float: right;">×</span></p> <p>人员</p> <p style="border: 1px solid #ccc; padding: 2px;">选择</p> <p style="text-align: right;"> <span style="border: 1px solid #ccc; padding: 2px 10px;">Close</span> <span style="border: 1px solid #ccc; padding: 2px 10px; background-color: #007bff; color: white; margin-left: 10px;">分配</span> </p> </div>																																																								



## RFQ 详情

中标决定	
<p>4. 中标决定将通过电子邮件发出。</p> <p>a. <b>注意:</b> 国防类别供应商的授予通知仍将通过电子邮件的形式发出, 但它们不会显示在供应商门户网站上。</p> <p>b. <b>注意:</b> 所有其他类别的供应商中标通知将通过电子邮件发出, 并在门户网站上显示。</p>	<p>JD: Your quotation for the RFQ 91 RFQ for Demonstration v2</p> <p> no-reply@app11.jaggaer.com</p> <p>Regarding your quotation for the RFQ Rev. 2 - RFQ for Demonstration v2 we have decided as follows:</p> <p>The following positions have been accepted:</p> <p>1001158712 - HARNESS,INVERTER SW/RELAY PWR</p> <p>The following positions have been declined:</p> <p>Here is an example of a comment.</p> <p>Please use the following link to open the RFQ: <a href="https://demo.app11.jaggaer.com/rfq/index.php?lang=eng&amp;controller=quote&amp;type=rfq&amp;id=106493&amp;cid=57603&amp;pp_login=1">https://demo.app11.jaggaer.com/rfq/index.php?lang=eng&amp;controller=quote&amp;type=rfq&amp;id=106493&amp;cid=57603&amp;pp_login=1</a></p> <p>If you have any questions please do not hesitate to contact us.</p>